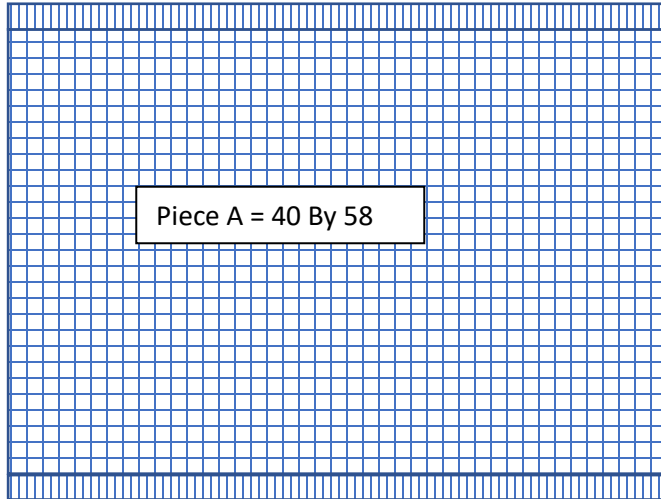

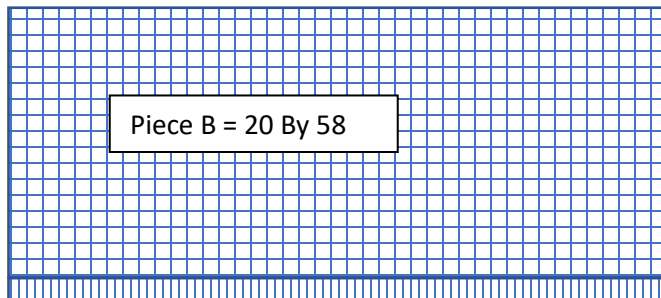


Overlapping a Canvas 42 by 54 (Jan 2022)



Starting 2 Pieces – One piece has selvedge on both sides and one piece has selvedge on one side. The canvas is symmetrical in construction, so the placements just need to align the mesh in the final piece. From top to bottom and side to side. Stitching them together will achieve this objective.



Final Piece – Cut Selvedge from Piece A and join with cut/overlap edge of Piece B to make one continuous piece for the final rug. Sew at overlap to hold in place while stitching.